

# 1. Portal Screen Default Display

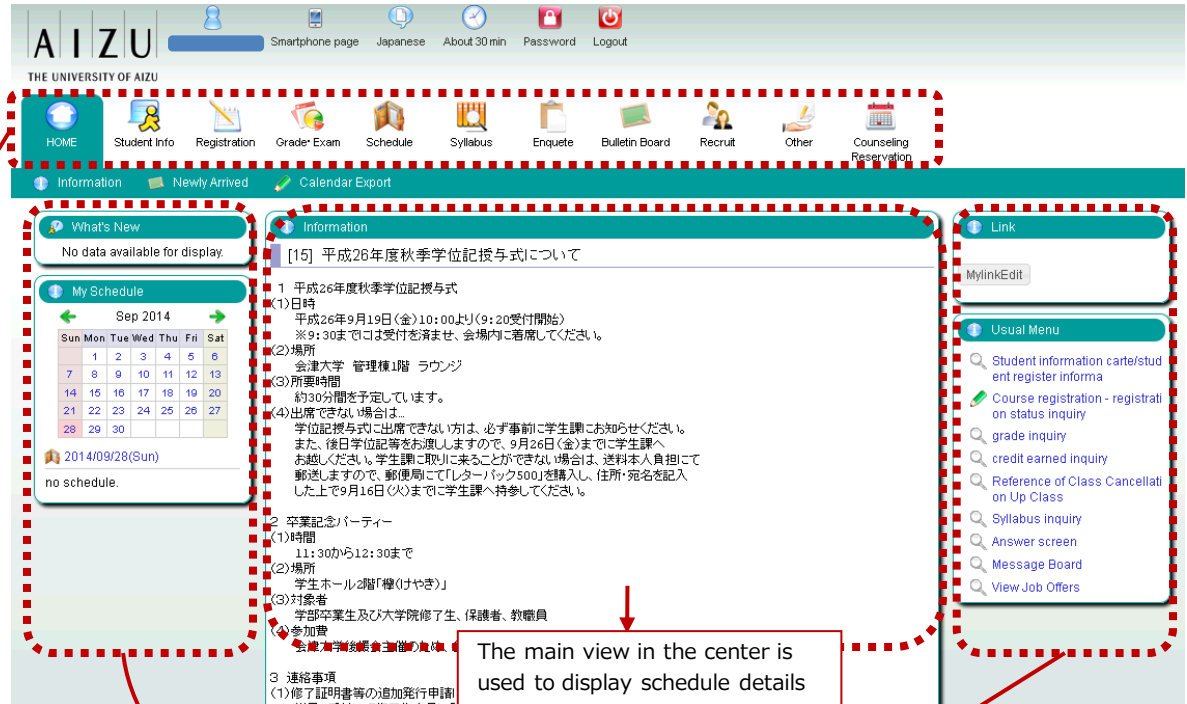
## (2) Portal top screen (after login)

After logging in from the pre-login portal top page, a screen tailored to the specific user type (student, faculty, administrator) will be displayed.

### Login page



### Portal top page



Using the top menu, you may navigate quickly to the desired feature.

The layout uses icons to represent features, making visual identification easy.

The main view in the center is used to display schedule details and other portal system information.


By default, the commonly used menu, What's New and Schedule features are shown to the side, allowing easy access even while using other features.


## 2. Page Regarding Main Features


### (1) Navigation Menu


Following navigation menu will be shown on the portal top page.  
By clicking each icon, functions will be displayed on the green bar.





 HOME  
Information / Newly Arrived / Calendar Export


 Student Info  
Notice / Student Information / Mail Delivery Settings

 Registration  
Curriculum Information / Evaluation / Qualification Evaluation / Course registration / Graduate Thesis (Graduate Thesis Theme List / Graduate Thesis Theme Applications / Graduate Thesis Assignment List)


 Grade Exam  
View Grades / Credit earned inquiry / View Regular Exam Schedule (Student View)


 Schedule  
Schedule Management / Calendar Export / View Class Cancellations and Makeup Classes / View Facility Use Status


 Syllabus  
Syllabus inquiry

 Enquete  
View Questionnaire Responses and Results

 Bulletin Board  
Newly Arrived / Message Board

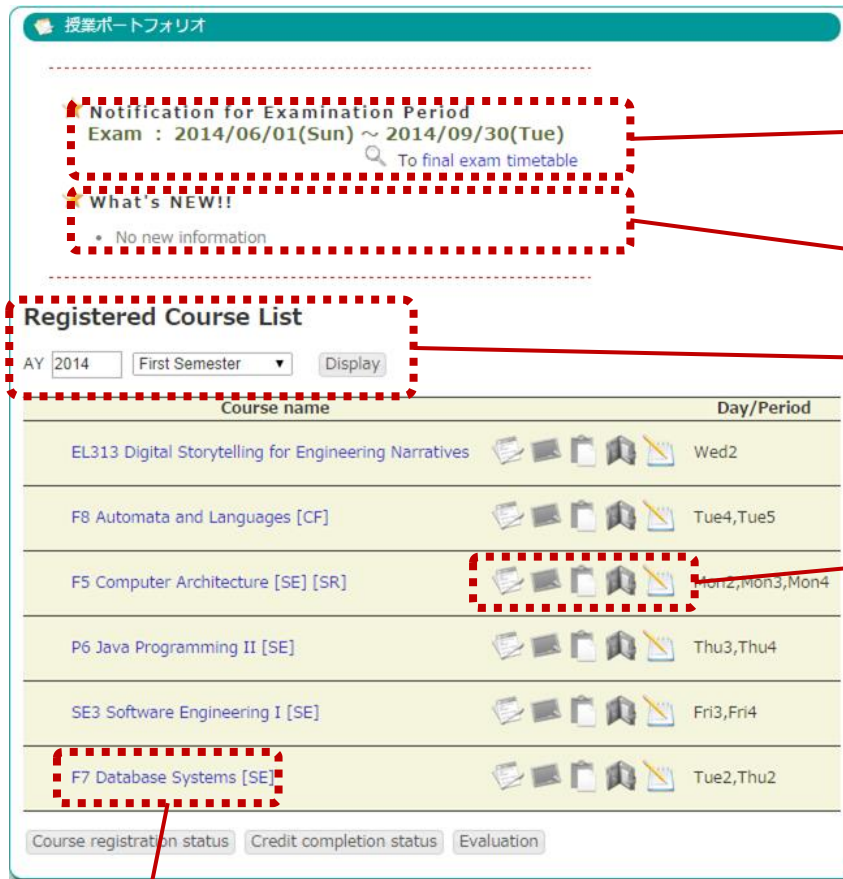
 Recruit  
View Companies / View Job Offers / Preferred Career Path Entry / Enter Career Decision / View Graduates / Enter Job-hunting Activities / Guidance Information View / Apply / Request Employment and Education Certificates

 Other  
Web Link Entry Link List / Forum

 Counseling Reservation  
Counseling Reservation / View Counseling Reservation

### 3. Main Features

#### (4) Course Portfolio



- \* A notice such as this will appear during course registration or regular examination periods.
- \* Any notices for the currently displayed courses will be displayed here.
- \* This screen will display information from the current academic year and semester.
- \* You may also specify a year and semester to view past course portfolio information.
- \* Each button links to the detailed portfolio page for the respective item. Relevant information will appear at the top of the screen.

- \* This page displays a list of subjects registered for the specified year and semester.
- \* Click a subject name to display the detailed portfolio screen.


### 3. Main Features

#### (4) Course Portfolio

This page displays an overview of information related to the selected subject.

授業ポートフォリオ / Details

Academic year / semester	2014Academic Year First Semester	Day/period	Thu4,Fri1,Fri2
Course for	学部	Registration code	1306001
Course	[C1] F1 Algorithms and Data Structures [SR]	Coordinator	TeacherOrStaffName 0980243

 Syllabus inquiry

▼ Report List

- ミニレポート

▼ Announcements

- No new Bulletin boards

▼ Course Questionnaire List

- No new Class questionnaires

▼ Cancellation and makeup class schedule

**Classroom Changes**

- No classroom change information.

**Cancelled classes**

Date	Period	Classroom	Instructor
7/31(Thu)	4	M1	TeacherOrStaffName 0980243

**Makeup Classes**

- No Make Up Class

▼ Regular Exam Schedule

Exams Given during Regular Exam Period

Exam category	Exam date	Period	Classroom	Material allowed in classroom	Announcements
Exam	2014/07/30(Wed)	1 (09:00 - 10:30)	M1		

**Exams by Report Submission**

- No "Exams by Report Submission" registered.

Back